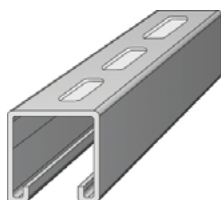
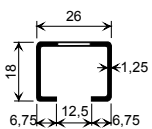
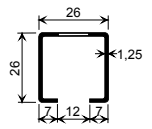
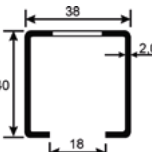
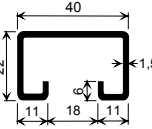
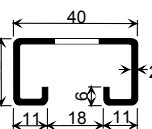
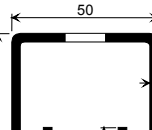


## Montageschienen, gelocht



Montageschienen kaltgewalzt, geeignet zum Anschweißen und Andübeln.  
Ausführungen: Stahl walzblank, Stahl feuerverzinkt und sendzimirverzinkt,  
Stahl (sZn), Edelstahl 1.4401/1.4571 (A4), Edelstahl 1.4301 (A2)

Lieferlänge ca. 6 m. Andere Längen auf Anfrage.

Typ	Ausführung	Artikelnummer	Preis € / m
 27/18 Lochung 11 x 25	Stahl sZn	105.019	3,50
 26/26 Lochung 11 x 25	Stahl sZn	105.018	5,10
 38/40 Lochung 14x30	Stahl sZn	105051	19,30
 40/22 (1,5) Lochung 9 x 25	Stahl wb	101.010	5,90
	Stahl tzn	103.010	9,55
	Edelstahl A4	107.010	46,75
 K 40/22 (2) Lochung 11 x 30 (wb) 11 x 25 (A4)	Stahl wb	101.009	6,75
	Stahl tzn	103.009	14,45
	Edelstahl A4	107.009	56,40
 50/40 Lochung 18 x 40	Stahl wb	101.001	16,10
	Stahl tZn	103.001	25,35
	Edelstahl A4	107.001	126,15